



Prescription Drug Misuse

Ordinance Strategy & Results

Sarasota's Pain Management Clinic Ordinances

Sarasota's Secondhand Dealers and Metal Recyclers Ordinance

June 27, 2013

Wayne R. Applebee, Human Services Policy Coordinator

(941) 861-2577

wapplebee@scgov.net

The Problem

- **Sarasota County currently ranks 8th in the state for unintentional poisoning death rate (3-year adjusted rate, Florida Charts, 2009).**
- **Unintentional poisonings are the leading cause of death in persons 15-34 in Sarasota County (Sarasota County Epidemiologist, 2009).**
- **County mortality rate nearly 2 times greater than the state rate (Sarasota County Epidemiologist, 2009).**
- **Newborn babies born dependent on prescription drugs has increased 86% in Sarasota County since 2006 (AHCA, 2008).**

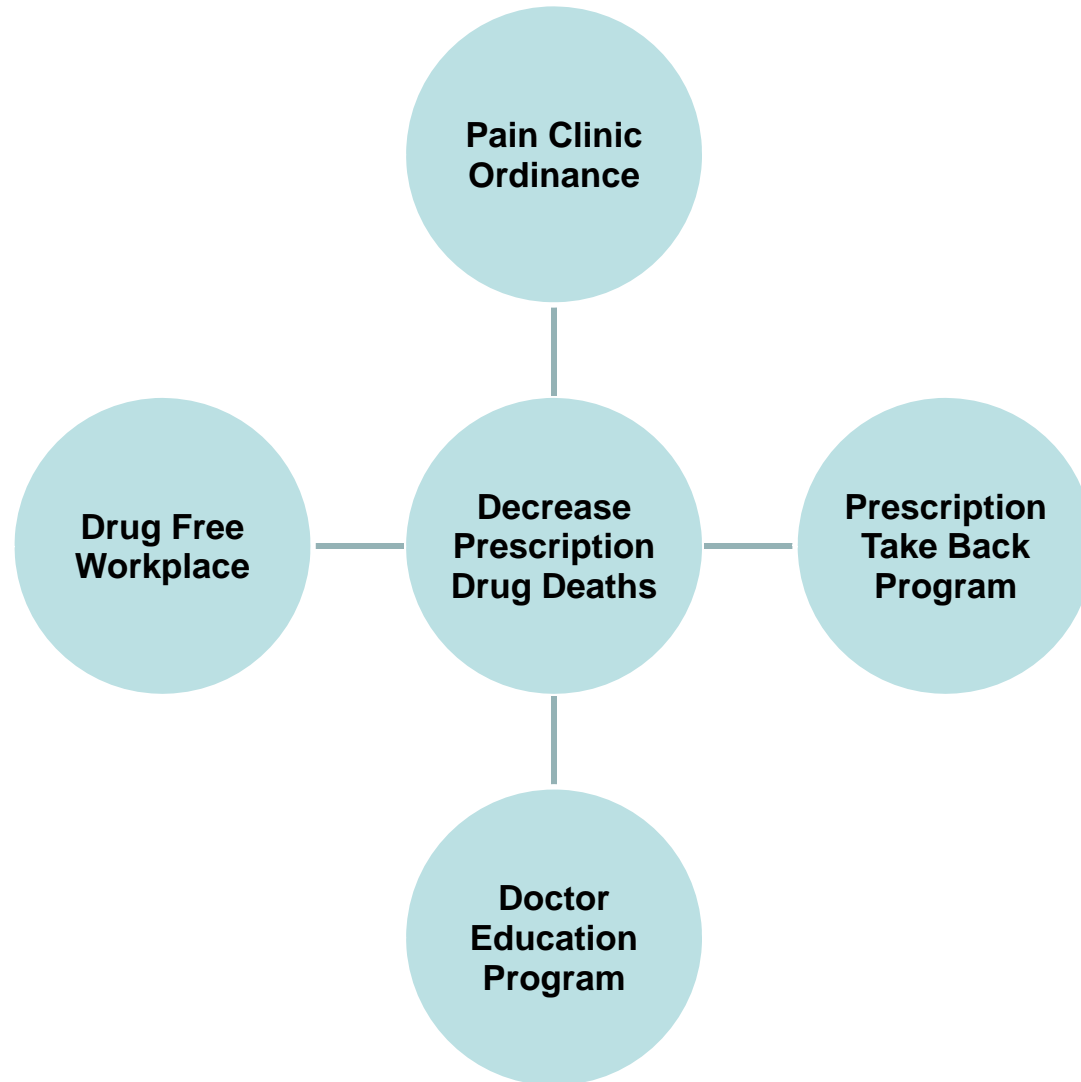
- **The Sarasota Addictions Receiving Facility shows a 147% increase in patients admitted for prescription drug abuse since 2006 (First Step, 2010).**
- **Sarasota County substance abuse referral data indicates Oxycodone comprises 67% of the referrals (DCF, 2009).**
- **Department of Children and Families identifies prescription drugs as primary reason for need to shelter children, with 65% of removals due to prescription drug abuse in the family (DCF, 2010).**
- **Unintentional poisonings are the leading cause of death among 25-34 year olds, accounting for 30.4% of deaths in that age group (FLDOH Vital Statistics, 2011).**



Dependent on Prescription Drugs, Even Before Birth

By ABBY GOODNOUGH and KATIE ZEZIMA New York Times Published: April 9, 2011

Community Solutions



Community Action Plan

- Pain Clinic Ordinances: In June of 2011, Sarasota County enacted one of the most powerful statewide regulatory and zoning ordinances on pain management clinics. As a result, Sarasota County has seen a significant decrease in the number of pill mills and doctor-shopping pain management patients. Legitimate pain management patients are still able to get the care and medication they need with less worry about being involved with unscrupulous physicians and pill mills.
- Safe Rx: Since 2011, over 500 medical professionals have been educated throughout the region on prescription drug misuse through *Safe Rx: Campaign for Responsible Prescriptions* and encourage registration for the Prescription Drug Monitoring Program (PDMP). As a result, Sarasota County doctors are leading the way in the number of registration to the PDMP across the state.
- Prescription Drug Take Back Program: Since 2009, Sarasota County has established five permanent prescription drug drop off sites and have collected over 3000 pounds of unused and expired medication from the Community. Drop off site locations are Sarasota County Sheriff's Offices, Sarasota Police Department, North Port Police Department and Venice Police Department.
- Drug Free Workplace: The Behavioral Health Strategic Planning Workgroup and local businesses have joined to encourage work force participation in the Drug Free Workplace program to educate on dangers of prescription drug misuse.

- **June 2010 - Sarasota County passes a Moratorium on any new Pain Management Clinics.**
- **June 2011 - Sarasota County passes two ordinances related to Pain Management Clinics (Zoning and Regulatory).**
- **February 2012 - Sarasota County passes two ordinances related to Secondhand Dealers and Metal Recyclers.**

What do they do!

- **Pain Management Clinic - Zoning Ordinance:**
 - **Limits location with OPI and CG zones (like all other medical facilities and offices).**
 - **Requires a special exemption process be followed.**
 - **Prohibits the following on-site:**
 - ✓ **Sale or dispensing of controlled substances**
 - ✓ **Loitering**
 - ✓ **Cueing of vehicles**
 - ✓ **Alcoholic Beverages**
 - ✓ **Co-location with a pharmacy**
 - ✓ **Limited office hours**

- **Pain Management Clinic - Regulatory Ordinance:**
 - **Includes all physicians who are high prescribers of controlled substances (20 or more per day).**
 - **Mandates the use of PDMP prior to prescribing controlled substances.**
 - **Submittal of monthly operational records (aggregate non-HIPPA data).**
 - **Law enforcement included as “code enforcement officers”.**
 - **Background checks for all personnel affiliated with the clinic:**
 - ✓ **Prohibited affiliations with certain previous offenses**

- **Secondhand Dealers - Regulatory Ordinance:**
 - **Establishes regulations consistent with pawnbrokers.**
 - **Electronic reporting of transactions.**
 - **Requires photographs of all sellers and the items purchased.**
 - **Increased the hold time from 15 days to 30 days.**
 - **Payment for transactions in excess of \$100 shall be made by check and payable to seller.**
 - **Requires prominent signage notifying the public of these policies.**

- **Metal Recyclers - Regulatory Ordinance:**

- **Clarified and updated definition of Restricted Regulated Metals to include new items not previously targeted for theft.**
- **Electronic reporting of transactions.**
- **Requires photographs of all sellers and the items purchased.**
- **Adoption of EFP guidelines related to air conditioning units and removal of refrigerant to ensure proper documentation has occurred.**
- **Payment for transactions in excess of \$1,000 shall be made by check and payable to seller. Payment limited to check or electronic payment. Checks may not be mailed to a P.O. Box.**
- **Requires prominent signage notifying the public of these policies.**

Pain Management Clinic Ordinance Results

Results related to Pain Management Clinics:

- **43.3% decrease** in the number of Pain Management Clinics
 - Registered number of pain management clinics reduced from 30 to 17 (Sarasota Health & Human Services)
- Sarasota County currently ranks **11th** in the state for unintentional poisoning death rate (Single year adjusted rate, Florida Charts, 2012). Compared to 8th in 2010.
- **37.7% decrease** in unintentional poisoning death rate.
 - 23.6 per 100,000 in 2010.
 - 21.0 per 100,000 in 2011. (FLDOH Vital statistics, 2011)
 - 14.7 per 100,000 in 2012. (FLDOH Vital statistics, 2012)

- **16.3% decrease** in instances where prescription drugs were identified in deceased persons

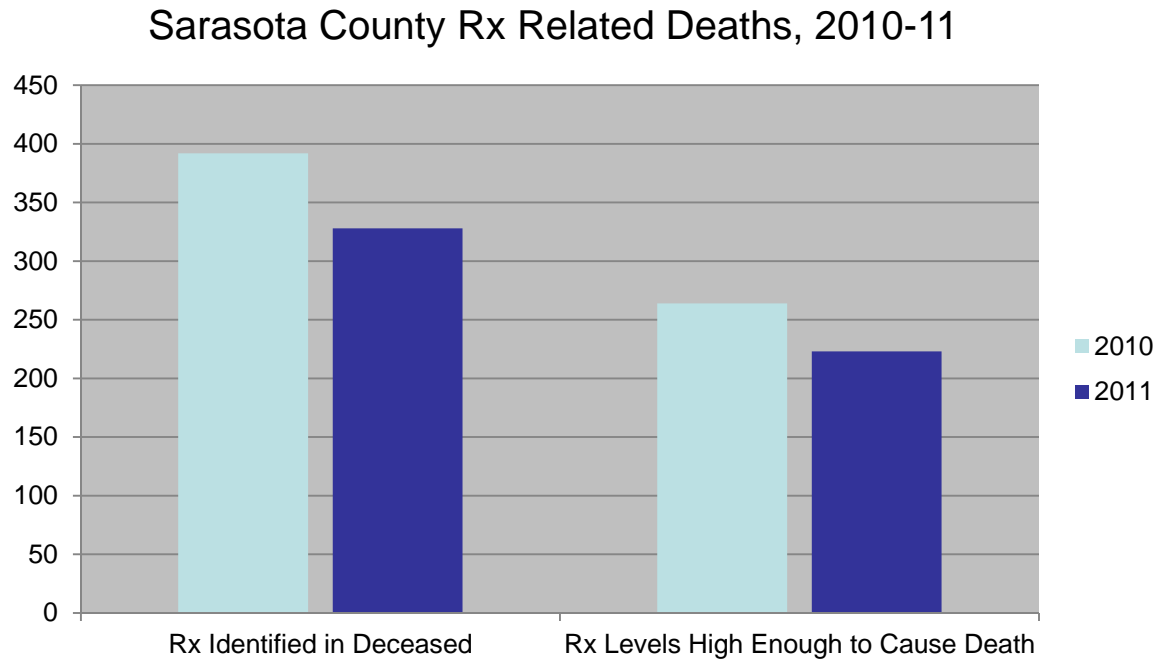


Figure 1: District 12 Medical Examiner Report, 2011

- **30.7% decrease** in the number of controlled substances issued between the 1st quarter of 2012 and the fourth quarter of 2012
- **30.8% decrease** in the number of pain management clinic patients between the 1st quarter of 2012 and the 1st quarter of 2013

Total Number of PMC Patients and Prescribed Controlled Substances, 2012

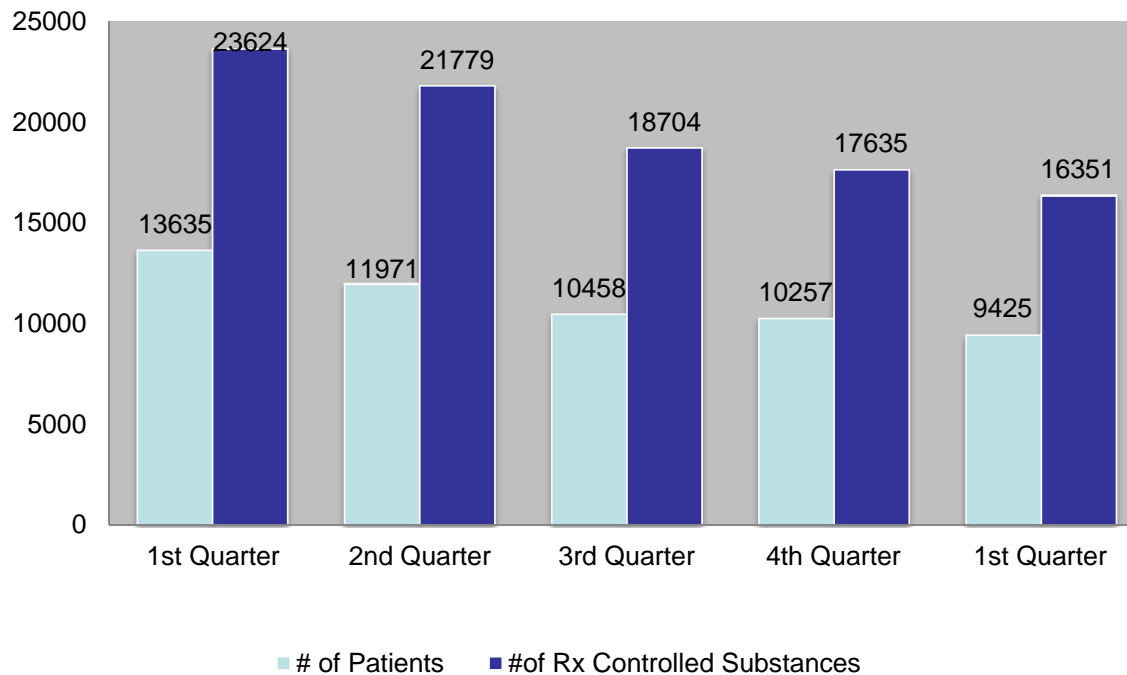
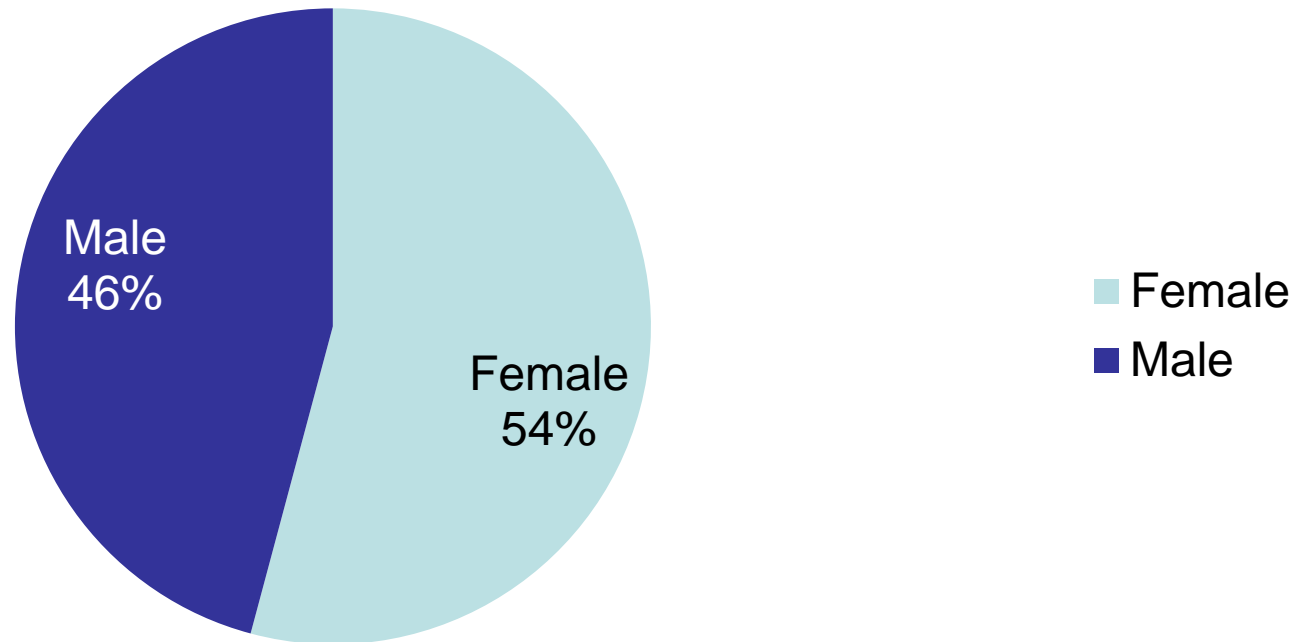
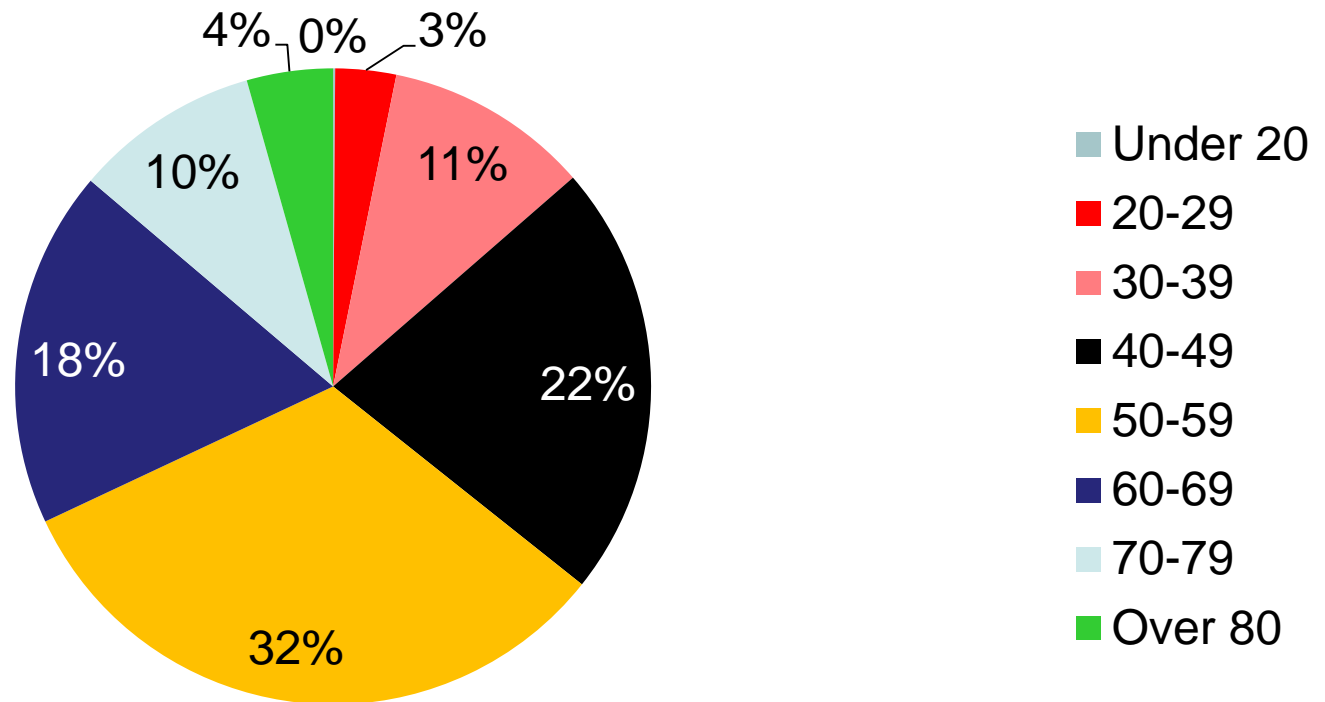


Figure 2: Sarasota County Pain Management Clinic Operational Records, 2013

Pain Management Clinic Patient Census by Gender, Jan-March 2013



Pain Management Clinic Patient Census by Age, Jan-March 2013



Secondhand Dealers and Metal Ordinance Results



Thanks to Sheriff Tom Knight and staff for the following data.

•**19% decrease** in the value of all Metals/Jewelry stolen between 2011 and 2012.

Total Value of all Metals/Jewelry stolen

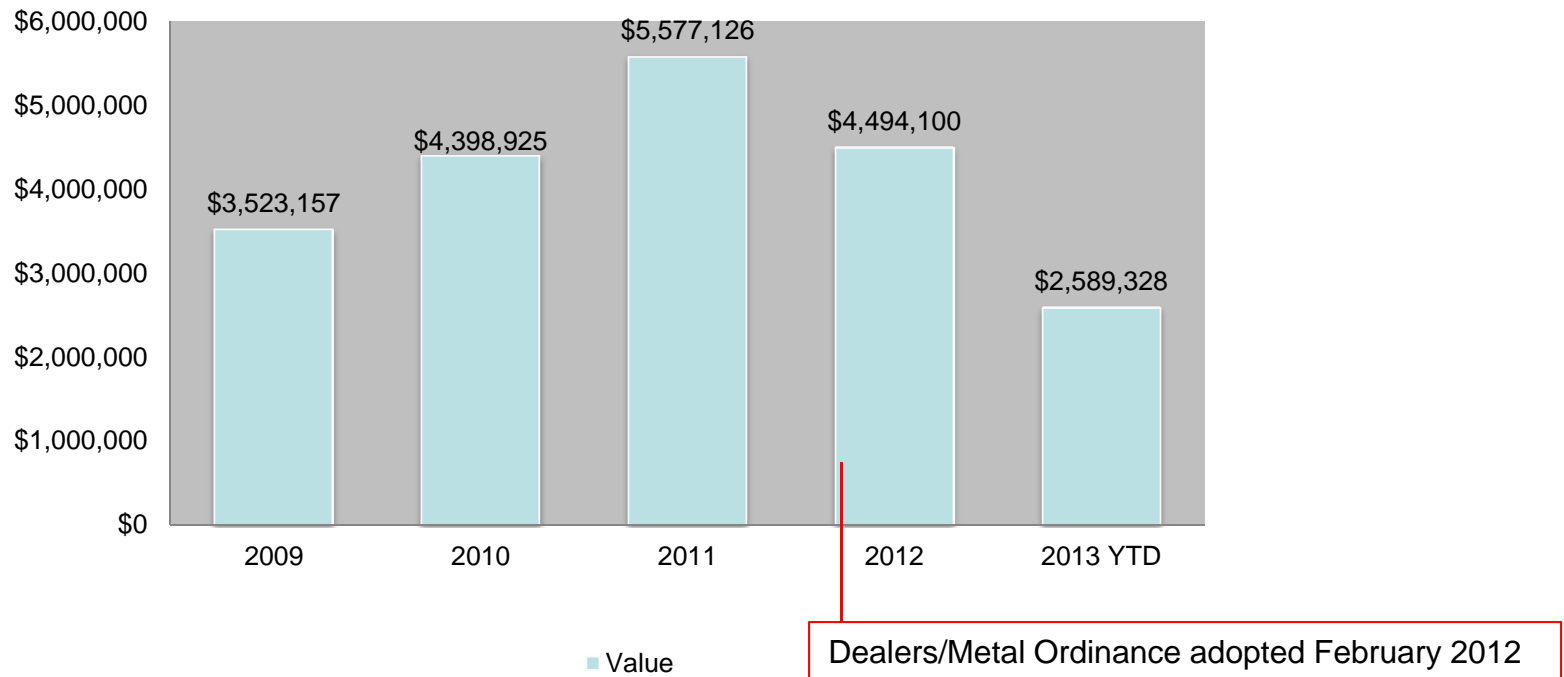


Figure 3: Sarasota County Sheriff's Office – Crime Analyst Unit, 2013

•**84% decrease** in the value of all Metals stolen between 2011 and 2012.

Total Value of all Metals stolen

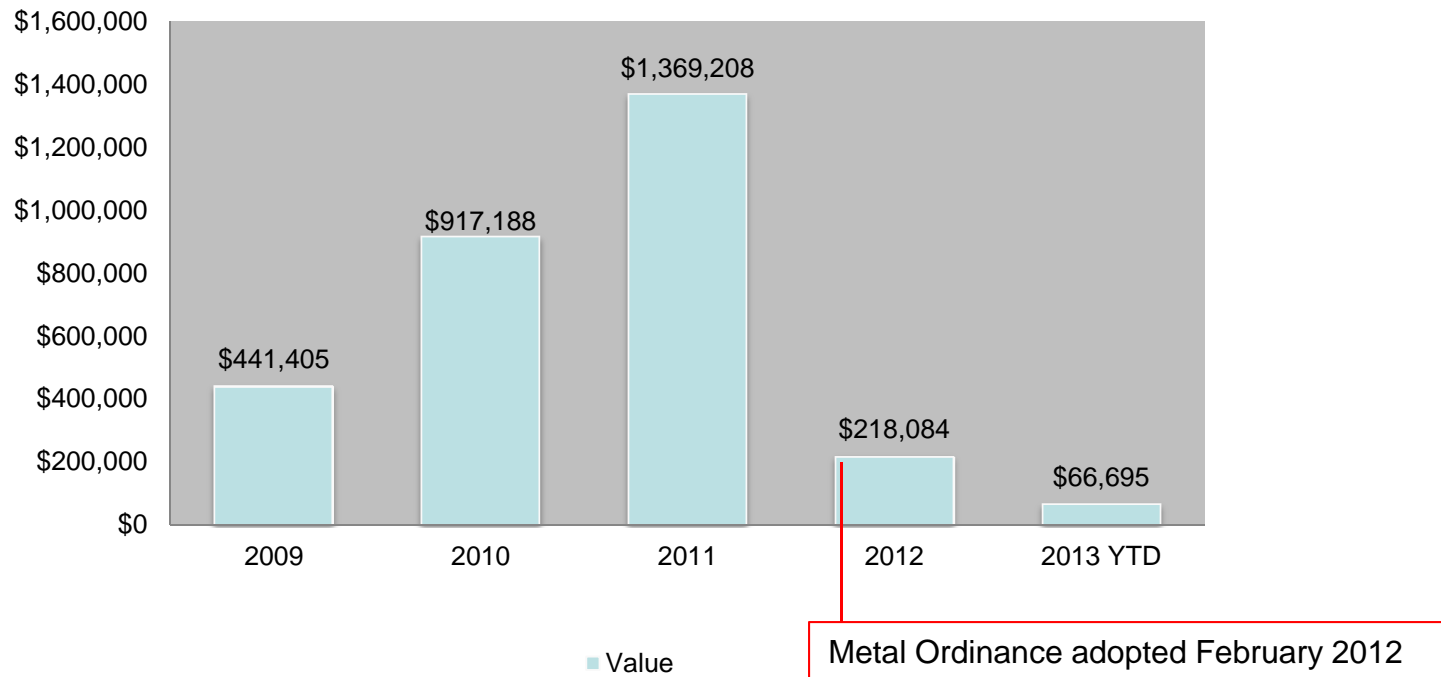
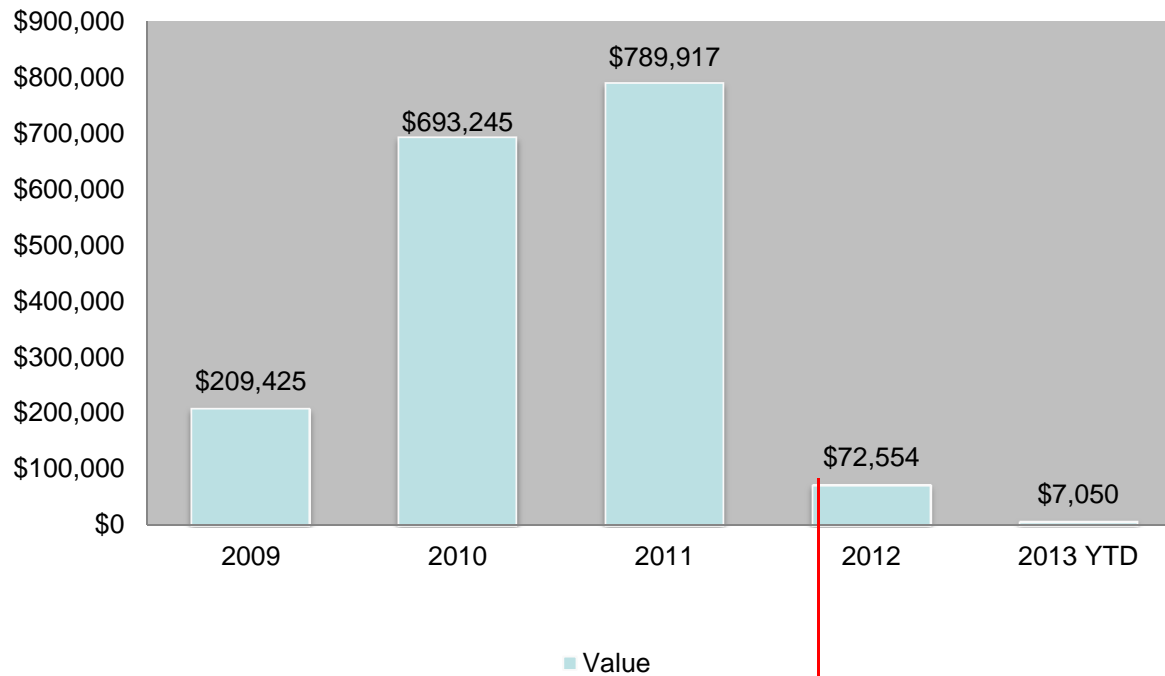


Figure 3: Sarasota County Sheriff's Office – Crime Analyst Unit, 2013

•**91% decrease** in the value of A/C equipment stolen between 2011 and 2012.

Total Value of A/C Equipment Stolen



Metal Ordinance adopted February 2012

Figure 4: Sarasota County Sheriff's Office – Crime Analyst Unit, 2013

• **82% decrease** in the value of Cooper stolen between 2011 and 2012.

Total Value of Copper stolen

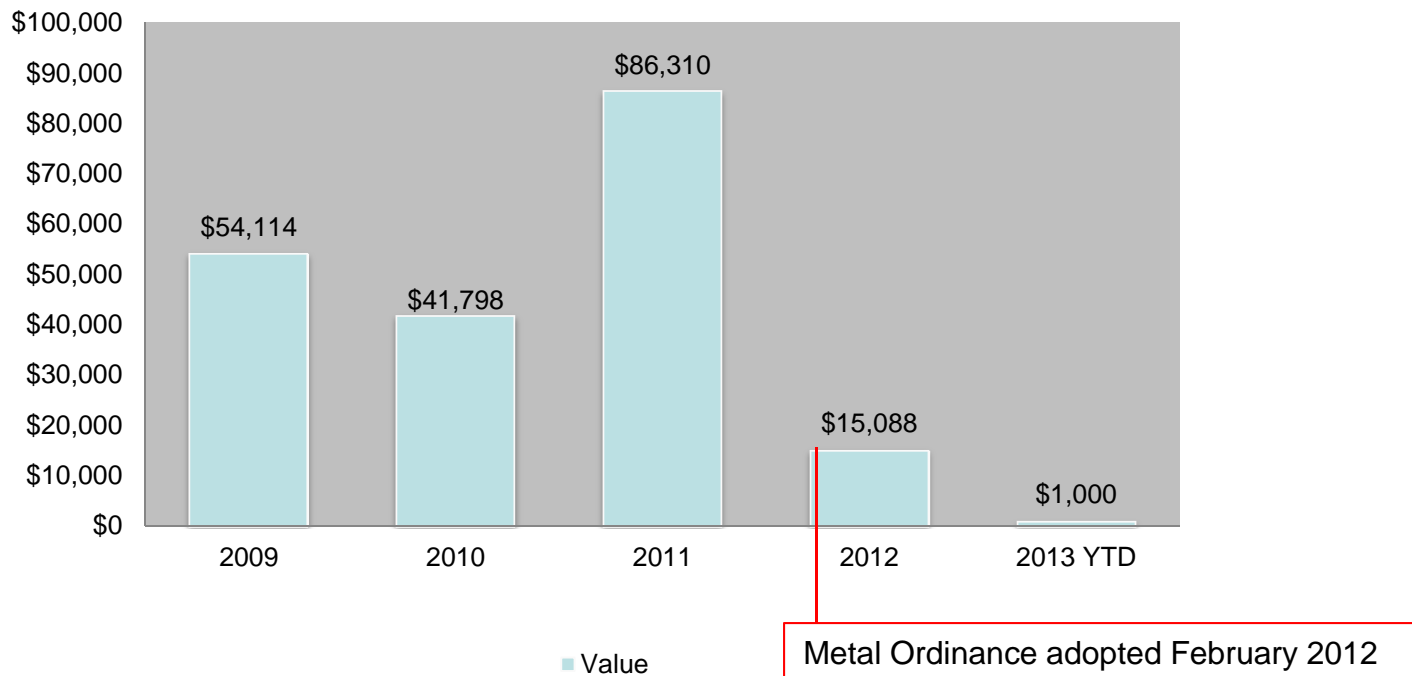


Figure 5: Sarasota County Sheriff's Office – Crime Analyst Unit, 2013

Questions

